

Aeroflex Test Solutions

14408 West 105th Street
Lenexa, KS 66215-2316
Tel: 913 693-1700
Fax: 913 324-3103
www.aeroflex.com



SERVICE INFORMATION LETTER

**Subject: GPSG-1000 and ALT-8000 determining the installed software version
Aeroflex P/N – 87715 (GPSG-1000) and 87340 (ALT-8000)**

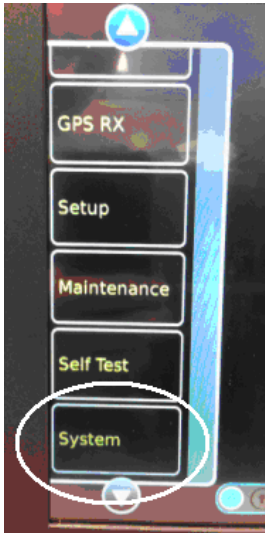
Procedure for determining the installed operating software in a GPSG-1000 or a ALT-8000.

- 1) Press the on/off switch to turn the tester on.



- 2) Allow the tester to complete the boot process. (approximately 3.5 minutes).

- 3) Open the utility menu on the left hand side and scroll down to the SYSTEM menu selection.

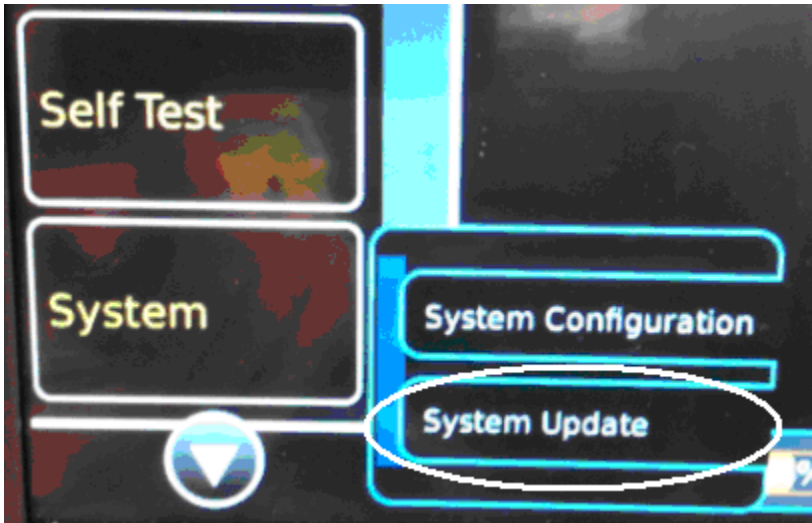


Aeroflex Test Solutions

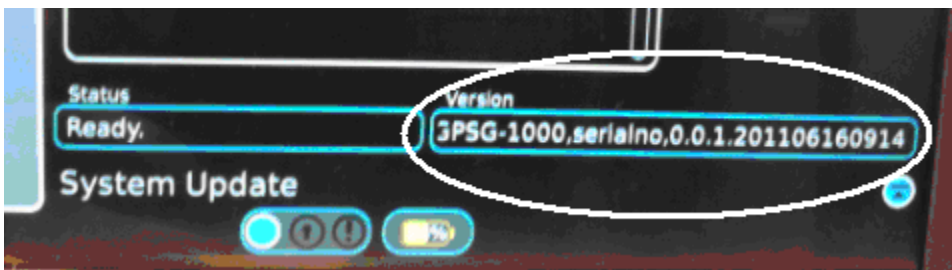
14408 West 105th Street
Lenexa, KS 66215-2316
Tel: 913 693-1700
Fax: 913 324-3103
www.aeroflex.com



4) Press the SYSTEM menu item and select the item SYSTEM UPDATE.



5) The version of the currently installed software is located in the version window and is formatted as: unit, serial number, installed software version.



Unit will be either GPSG-1000 or ALT-8000 depending on the unit being used.